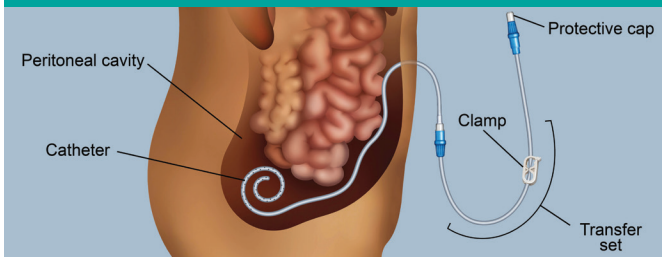


Choosing your access type

PERITONEAL DIALYSIS CATHETER



What it is:

A type of access created by a flexible tube placed in your abdomen—with a small piece of tubing left outside of the body that can be covered when not in use

Which type(s) of dialysis it's used for:

Peritoneal dialysis (PD) only

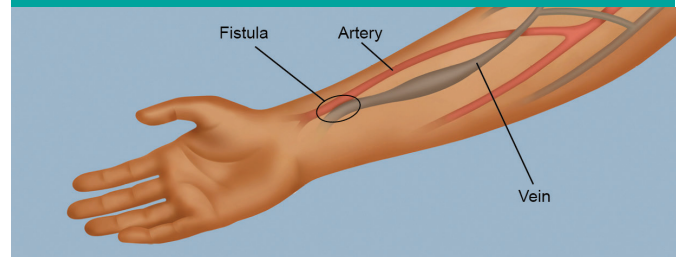
Healing time required before use:

A few days to 2 weeks, depending on the urgency to start treatment

Key considerations:

- /// The is the only access type for PD.
- /// No needles are used to perform dialysis.
- /// Simple steps are needed to keep your access site clean.
- /// A clean and sanitized at-home treatment area is important to avoid infection.
- /// A backup AV fistula may be helpful in case hemodialysis is needed in the future.

FISTULA (AV OR AVF)



What it is:

An access site formed by the joining of a vein and an artery in your arm

Which type(s) of dialysis it's used for:

Hemodialysis (in-center or at-home)

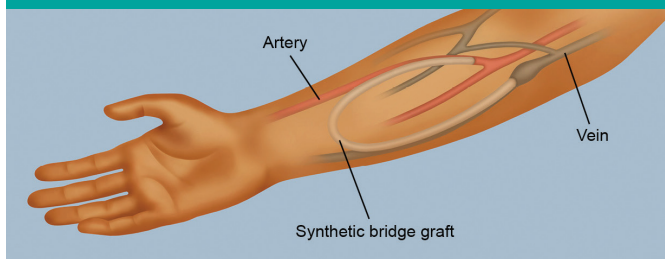
Healing time required before use:

6–8 weeks

Key considerations:

- /// It's the very best choice for hemodialysis if you are eligible for this type of access.
- /// It's the most natural access site since it's formed from your own blood vessels.
- /// A fistula allows for optimal blood flow and has the lowest chance of infection and clotting.
- /// If you are unable to have surgery for a fistula before you begin treatment, it may still be possible to get a fistula after starting hemodialysis.

GRAFT



What it is:

An access site formed by a piece of soft tubing that connects a vein and an artery in your arm

Which type(s) of dialysis it's used for:

Hemodialysis (in-center or at-home)

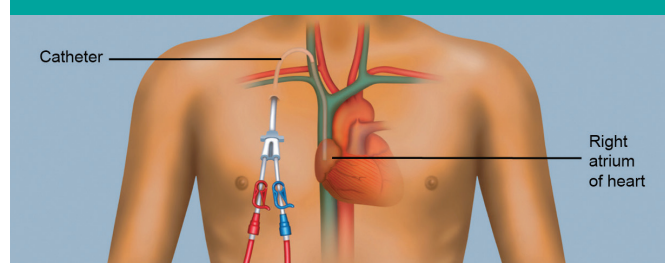
Healing time required before use:

2–3 weeks

Key considerations:

- /// This access type is a great alternative if your veins are too small or weak for a fistula.
- /// A graft offers better blood flow and has a lower chance of infection than a hemodialysis catheter.
- /// If you have a graft that fails, you and your doctor may be able to reconsider a fistula or a new graft in another location. Veins can sometimes get larger or stronger with time on dialysis.

HEMODIALYSIS CATHETER



What it is:

A type of access created by a tube placed in your neck, chest or groin—often used temporarily while a graft or fistula is healing

Which type(s) of dialysis it's used for:

Hemodialysis (in-center or at-home)—though it is usually not recommended for the long term

Healing time required before use:

None—can be used immediately

Key considerations:

- /// A hemodialysis catheter has a higher risk of infection and clotting due to the catheter tip's location being near the heart.
- /// It's often used temporarily until fistula or graft surgery can be performed.
- /// The access site must be kept dry.
- /// There are limited bathing options and swimming is not recommended.



ON DIALYSIS, YOUR ACCESS SITE IS YOUR LIFELINE

Visit www.FreseniusKidneyCare.com/Treatment to explore each dialysis treatment option and to learn more about access types.